

Registered. Checked. Ready...

Your guide to being a
Defibrillator Guardian



In partnership with


Proudly supported by



In 2025 Omaze raised funds for British Heart Foundation that will help to power The Circuit for two years.

What's inside

01	Welcome letter	4
02	The value of defibrillators for public use	5
03	What to consider before buying a defibrillator	6
04	FAQs on buying a defibrillator	9
05	How to look after your defibrillator	10
06	Why you should register your defibrillator	14
07	Registering your defibrillator on The Circuit	15
08	How to register your defibrillator on The Circuit	17
09	What to do when a defibrillator has been used	21



Welcome

Welcome to your guide to being a defibrillator Guardian. The role involves looking after a defibrillator in your local community or at work.

By looking after a defibrillator, you're doing something remarkable that could help save a life, so thank you.

A defibrillator is a lifeline. Think of it like having a lifebuoy by a riverbank or attached to a harbour wall; it's on standby for an emergency. Like a lifebuoy, a defibrillator can help to save lives. In the case of a defibrillator, the crisis is a cardiac arrest which will lead to death unless someone helps immediately.

As a Guardian looking after a defibrillator, you're providing that lifeline.

You're one part of an emergency response to a cardiac arrest, so you're not shouldering the whole responsibility alone. Even if a member of the public or a work colleague uses a defibrillator you look after, the person who has had a cardiac arrest will need support from the ambulance service just as you might need the coastguard to complete a sea rescue.

Looking after a defibrillator isn't equivalent responsibility to that of your local ambulance service. Instead, think of it as doing something community or team-spirited that will help to buy time in an emergency until expert help arrives.

Our guide to being a defibrillator Guardian is here to support you every step of the way. We've also included some links and a number to call if you need it.

And thank you for registering it on The Circuit: the national defibrillator network.

Simon Dunn

Head of Circuit Operations



How to use this guide



This booklet covers:

- Why we need defibrillators in communities, public places, and workplaces **(p4)**
- What to consider before you buy a defibrillator **(p5)**
- How to budget for your defibrillator **(p7)**
- FAQs on buying a defibrillator **(p8)**
- How to look after your defibrillator **(p9)**
- Why you should register your defibrillator on The Circuit: the national defibrillator network **(p13)**
- How to register it with your local ambulance service using The Circuit **(p16)**

The value of defibrillators for public use

A cardiac arrest occurs when the heart stops beating unexpectedly. If not treated within minutes, it quickly leads to death.

Immediate cardio-pulmonary resuscitation (CPR) and defibrillation can help to increase someone's chance of survival. In some cases, it's possible to resuscitate the person before the ambulance service arrives – even if the person isn't revived before then, they are more likely to survive if they've received help while waiting.

CPR

If you don't already know CPR, we recommend learning this essential, lifesaving skill. The BHF, St John Ambulance and Resuscitation Council UK all have great tools and training available online and in-person to do this. Simply use your online search engine to find the type of training that will suit you. It's quick and simple and could save a life.

Defibrillation

A shock from a defibrillator can potentially restart the heart when the person has had a cardiac arrest and allow a normal rhythm to resume. Then the experts arrive, they will take over leading the resuscitation.

Until the ambulance service arrives and takes over, every second counts. Therefore, people need to know how to perform CPR and where to find the nearest defibrillator.

Registering your defib on The Circuit: the national defibrillator network (p14) enables ambulance service call handlers to direct a bystander to the nearest defib, so that it can be brought to the patient.

Your role as a defibrillator Guardian



A Guardian's primary role is to look after a defibrillator. Specifically, it involves:

- Installing it if someone else has not already done so (p6)
- Ensuring your defibrillator is kept "emergency-ready" (p6)
- Buying the defibrillator if someone else has not already done so (p7)
- Registering your defibrillator on The Circuit (p14)

This guide will tell you more about your role as a Guardian and what support can help you play your part.

Defibrillator terms explained



You may hear people call defibrillators a PAD or an AED. PAD stands for Public Access Defibrillator. Sometimes it's referred to as a community PAD.

AED stands for automated external defibrillator. They all mean the same thing in that whether it's called a PAD, a community PAD, or an AED, it is designed for use by the public who may not have had any medical or first aid training.

For simplicity, we refer to it as a defibrillator or 'defib' in this booklet.

What to consider before buying a defibrillator

There are three things you need to consider before you buy a defibrillator:



1. Budget:
How much money do you have?



2. Placement:
Where will you put the defibrillator?



3. Guardianship:
Who will look after the defibrillator?



Budget:

How much money do you have?

Before you buy a defibrillator, there are some things to consider which will impact the overall cost. See (p7).

Firstly, are you putting it indoors or outdoors? For an indoor defibrillator, you'll need a wall bracket or cupboard with a glass door to place it in. If you're placing the defibrillator outdoors, you will need a weatherproof cabinet. In some instances, you may need a heated cabinet with an electricity supply. You can get advice on this from your local ambulance service or defibrillator supplier. **There are extra costs incurred with outdoor cabinets.**

You should also factor in the cost of replacement batteries and pads. Over a decade, the battery will expire an average of two or three times. Pads should be replaced after each use; If the pads are unopened in an emergency, they will usually need to be replaced within three years (they have an expiry date printed on the label or embossed into the foil packaging).

For any more FAQs on buying a defibrillator see (p8).



Placement:

Where will you put the defibrillator?

Ideally, a defibrillator will be in a location where it is accessible 24/7. So, an outdoor location such as on the outside wall of a community building is excellent. It needs to be easy to find and you should ensure that there is a defibrillator location sign. You can download these signs from the BHF: www.bhf.org.uk/defibsign or from the Resuscitation Council UK: www.resus.org.uk/defib-sign-guidance for free.

The availability of a power supply may limit your options if a heated or lit cabinet is being installed, so confirm this first. Once that has been addressed consider how easy it will be to see the cabinet and use approved signage to help bystanders find it. Signage is important particularly as the person retrieving it in an emergency could be coming from directions where its exact position is less obvious.

If you are putting a defibrillator indoors, it is best to put it in a location where people can see it easily and quickly access it in an emergency, for example, by the front door or the lift. Do not place it in a storage area, first aid room or office that is often inaccessible or locked as it could be inaccessible in an emergency.



Guardianship:

Who will look after the defibrillator?

Being a Guardian is not complicated, but you do need someone to check the defibrillator regularly to ensure that it is still in place, and emergency ready (the defib is displaying a ready signal, e.g. a green light or OK symbol, and it has unused and in date pads). See (p11) for more information.

It's therefore essential to identify a Guardian. Ideally, backed up by a Supporting Guardian. Once the defibrillator is registered on The Circuit, both Guardians will receive reminders to check it regularly.

**“
Ideally, a defibrillator will
be in a location where it is
accessible 24/7**

Budgeting for your defibrillator

	Average cost (£)	Indoor defib	Outdoor defib	Notes
Defibrillator	£900-£1500	✓	✓	Potential for discount if buying more than one. Consider the cost of replacement batteries and pads for the make and model you are considering before making a final decision.
Indoor cabinet	£100-£400	✓	✗	A less expensive simple wall bracket may be suitable in some indoor locations.
Outdoor cabinet	£500-£700	✗	✓	If you have a heated cabinet, you'll need to factor in costs for the electricity supply and installation. Some retailers offer bundles with the defibrillator.
Replacement battery	£45-£285	✓	✓	Typically, it will need to be replaced twice or three times in 10 years. If a defibrillator is used regularly then battery replacements will be more frequent.
Replacement pads	£35-£155	✓	✓	Pads usually last 2-4 years. Some ambulance services will replace the pads after use in an emergency. Some defibrillators require separate adult and child pads for public use.
Disposable items	£5-£20	✓	✓	Razor, small towel, face shield, scissors.
Signage and poster	£2-£20	✓	✓	Both signs and poster are available from the BHF: www.bhf.org.uk/defibsign or from the Resuscitation Council UK: www.resus.org.uk/defib-sign-guidance websites.
Average total (over 10 yrs)		£2,241.00	£ 2,591.00	

FAQs on buying a defibrillator

How many defibrillators should I buy for my community?

There's no hard and fast answer. It will depend on a number of factors including the size of the community or workplace in terms of number of people and the area over which they are spread and how easy it is for the ambulance service to reach them.

You can use www.defibfinder.uk to identify how many Circuit-registered defibrillators are already in your community. You can seek advice on placing new defibrillators from your local ambulance service.

How many defibrillators should I buy for my workplace?

You should consider the number of people in the workplace and its size. Think about the time it would take for a bystander to collect the defibrillator and return to the person having a cardiac arrest. You may need additional defibrillators if you have more than one building or the workplace is spread over multiple floors. Make sure your defib is easily accessible and visible to everyone in the workplace and not locked in a cupboard or a first aid room with restricted access. Your defibrillator(s) must be well signposted.

Where can I buy a defibrillator?

You can purchase a defibrillator from a variety of sources, including the British Heart Foundation giftshop.bhf.org.uk/defibrillators and St John Ambulance www.sja.org.uk/defibs

Should I buy a locked or an unlocked cabinet?

Ideally, your defibrillator will be placed in an unlocked cabinet to make it easier to fetch in an emergency. However, if you do decide to purchase a locked cabinet, it's vital to ensure that the local ambulance service knows the access code. That's why registering it on The Circuit is essential (see p14 for more information).

If you need help choosing a defib that's right for your workplace, school or community space visit:

www.bhf.org.uk/getadefib

www.resus.org.uk/guidetodefibs

www.sja.org.uk/defibguide

Where can I buy one?

How many should I get?

How to look after your defibrillator

Looking after a defib is easy. Every manufacturer provides a simple guidance booklet on how to do it. We recommend you read that because there are minor variations between brands.

Regular checks will ensure that you know when the electrode pads expire, whether your defibrillator has been used or if it has a fault. For example, the battery is approaching the end of its life.

If you register your defibrillator on The Circuit, you will receive regular reminders to record your checks and notification of when the electrode pads are about to expire. It only takes a few minutes to update your record.

You can register your defibrillator now on The Circuit if you haven't already. See (p14) for a step-by-step guide.

Below are some routine checks. See (p20) for details of checks to carry out after a defib has been deployed.

1. Defibrillator self-checks

Defibrillators perform regular self-checks; a small LED screen will indicate everything is OK, or you will see a green light on the front of the device. The status is evident on most models sold in the UK. However, if you are unsure, check the manufacturer's handbook. You should also check the rest of the defibrillator for any apparent signs of damage or use since you last checked it. Any problems identified can be discussed with your defibrillator supplier.

2. Check your kit

Check that everything is in the kit that is usually stored with it. This should include strong scissors for removing clothing, a small towel for drying the patient's chest if it's sweaty or wet, a safety razor for shaving hair that may prevent pads from monitoring the heart and administering a shock if needed, and a CPR face shield.

3. Defibrillator pads

The pads need replacing when they are out-of-date, removed from their foil packaging, or after use. The expiration date of the defibrillator pads is either embossed into their foil packaging or printed on a label.

Where can I buy defibrillator pads?



You can buy replacement pads from the manufacturer or distributor. Guardians should have two sets of pads: one set of pads kept with the defibrillator and a spare set to ensure it can quickly be returned to an emergency ready state. If it's out of service, then the ambulance service won't be able to use it to help save someone else's life.

To replace the defibrillator pads:

- Defibrillator designs vary. Some are a single piece unit kept in a fabric cover, others have hinged lids or covers that open when a catch or button is released.
- Depending on the design, the pads may be stored in a slot in the fabric cover or inside the hinged lid. Either way the wire that connects the pads to the defibrillator may be plugged in or only plugged in when they are about to be used.
- Get to know your defib by reading the manufacturer's handbook. These are normally available online and many manufacturers also have short video guides available.
- Replacing the pads is as simple as unplugging (if necessary) and removing the expired pads and plugging in and stowing the new ones.
- Avoid turning on the defibrillator needlessly, as this can reduce battery life.
- You can now return the defibrillator to where it is usually kept.

4. How to know if your battery needs replacing

The self-checks will identify if the battery needs replacing and most defibrillators have a battery life indicator that will give an indication of whether the battery has a long life remaining or may need replacement soon.

For more detailed information on looking after a defibrillator, read *A guide to automated external defibrillators* www.resus.org.uk/defib-sign-guidance by the Resuscitation Council UK.

Fast Fact: Why do defibrillator pads need replacing?



For the device to accurately know whether the person is in cardiac arrest or not, it needs to monitor the heart. If the person is in cardiac arrest, the device needs to deliver a shock. The defibrillator pads must have good contact with the patient's skin to provide a shock.

So, when they're made, a gel is applied to the defibrillator pads. This gel binds the pad to the skin. However, over time, the gel dries out, and the chemical makeup of the gel breaks down, so they don't stick as well. The degradation of this gel is why pads come with an expiry date.

How a defibrillator works*



*Guide for illustrative purposes. Model will vary by manufacturer

Defibs in rural areas

Retired firefighter Bryn Roberts from North Wales fundraised for his first defibrillator after his father sadly died from a cardiac arrest in 2014.

“When my dad had a cardiac arrest, his friends carried out CPR until the ambulance arrived,” said Bryn. At the time, there wasn’t a defibrillator in the village. “His friends did an amazing job of keeping him alive with chest compressions until the ambulance and defib arrived,” said Bryn. “Sadly, despite everyone’s efforts, he died on the way to the hospital.”

Community unites through Local Heartbeat

None of the surrounding villages had public access to defibrillators, so Bryn set up a voluntary group called Curiad Calon Lleol / Local Heartbeat in memory of his father.

Bryn raised money for a defibrillator in the village, through a series of car washes at the fire station and by asking local businesses and the community for support. “I help fundraise, purchase, install and maintain defibs for local communities. If my efforts help save one life, then it’s all worth it,” he said.

“I want everyone to have the best possible chance of survival



Looking after defibrillators

Bryn has helped to buy and install 24 defibrillators across eight villages. Bryn maintains the devices through The Circuit, the national defibrillator network. “If a defib is nearby, someone has a chance. One of the things with my dad was wondering if there had been a defib available, whether it would have made a difference. I want everyone to have the best possible chance of survival,” said Bryn.

Registering the devices with The Circuit ensures that the ambulance service knows that they are emergency ready and where to direct a bystander in the event of an emergency. The Circuit also helps Bryn maintain the defibrillators by keeping track of pad expiry dates and routine check reminders.

“With 24 defibs to check and maintain, The Circuit is a fantastic help. It holds all the defib information such as the date last checked pad expiry dates and codes for the cabinets; it also sends a reminder of when the maintenance check is due. When I carry out the checks, I can update the details on The Circuit on my phone while I do my checks. Very handy.”

Bryn says that looking after the devices doesn’t take too long, but with 24 dotted around eight villages, he’s glad of help from Supporting Guardians.

Why you should register your defibrillator

The speed of response is vital when someone has a cardiac arrest; effective CPR and early defibrillation can double the chance of survival.

Someone must call 999 immediately to ensure the ambulance service is on its way. The ambulance service call handler will then instruct bystanders on how to do effective CPR and give them directions to the nearest registered defibrillator if there is one close enough to be retrieved. Once the defibrillator arrives, turn it on and follow its instructions, it will tell you what to do. You must not retrieve a defibrillator if you are alone. Instead, stay with the person in cardiac arrest and perform CPR as the ambulance service will bring a defibrillator to you.

Therefore, the ambulance service needs to know where your defibrillator is. Registering it means it's more likely to be used in an emergency.

What is The Circuit?

The Circuit: the national defibrillator network is linked to the ambulance services in the UK. It only takes a few minutes to register a defibrillator on The Circuit, and 60 seconds later, the ambulance services will be able to see that information.

Almost all defibrillators should be registered. Even if the defib is in a place not normally accessible to the public such as a factory, power station or building site. If someone suffers a cardiac arrest the ambulance service still needs to know that a defib is available and be able to direct someone to the location to access it.

So, registering it on The Circuit could help to save a life.

Registering with The Circuit means you will receive regular reminders to check your defibrillator and change the electrode pads when they have expired. Each defibrillator needs a primary named guardian linked to it, but you can also nominate people to help you. They are known as Support Guardians, and they will also receive reminders if you don't have time to respond to the emails.

See (p16) for more information on registering your defibrillator on The Circuit.



The Circuit, the national defibrillator network was developed by British Heart Foundation (BHF) in partnership with Resuscitation Council UK, St John Ambulance, the Association of Ambulance Chief Executives, NHS England and Safe a life Cymru.

In 2025 Omaze raised funds for BHF that will help to power The Circuit for two years.

Registering your defibrillator on The Circuit

Registering your defibrillator on The Circuit is easy and only takes a few minutes.

There are two different types of Circuit account, and it's worth taking a little time to explain these as they may impact the way you join The Circuit.

- Single Guardian
- Multiple Guardians

Register as a single guardian if you are an individual or a small group registering between 1-5 defibrillators. You will be able to register these defibrillators one by one.

The Multiple Guardians option is for organisations with larger numbers of defibrillators normally across multiple sites where more than one Guardian is taking care of them. You can upload data in bulk using The Circuit's pre-formatted spreadsheet.

Whichever option you choose, each defibrillator should have at least one named Guardian associated with it.

The same Guardian can look after more than one defibrillator. However, think about what's practical. For example, it's unlikely that one person can regularly check many defibrillators that are spread over a large geographical area.

For more details, see our step-by-step guide to registering (p16).

**[The
circuit]**
The National Defibrillator Network



Joining The Circuit

Lions Club member Bryn Jones chose to fund a defibrillator as his charity project in the year he was president (2018). All presidents get to choose a charity for the year.

Bryn belongs to Lions Club Flint and District, Flintshire, North Wales. “My wife and I did much hillwalking. We saw defibrillators in different villages as we walked, so I made it my charity for the year,” said Bryn.

The defib was installed in Flint. Since then, the Flint and District Lions Club has fundraised for and installed 12 more.

Registering with The Circuit

The club has registered their 13 existing defibrillators with The Circuit. This national defibrillator database connects to the ambulance services despatch systems. So, services can identify the nearest defibrillator.

Bryn is the Guardian for all defibs, but Lions’ Club members support him. He says The Circuit is invaluable in helping him look after the defibs.

“The Circuit is so easy to follow,” said Bryn. “It informs me if the ambulance service has sent someone to fetch a defibrillator. I’ll check it within three to four hours to check it’s back and in the cabinet and replace the pads if they have been used.”

Keeping defibrillators accessible

Having the defibs registered means they’re more likely to be used in an emergency. All the devices funded by the club are accessible 24/7.

“**The Circuit is so easy to follow. It informs me if the ambulance service has sent someone to fetch a defib. I’ll check it within three to four hours to check it’s back and in the cabinet**

They are in locked but easily accessible cabinets with the code provided when calling the emergency services. They are regularly deployed, but not all have been used every time.

When a defibrillator is deployed, it is automatically marked as not emergency ready. The Circuit sends an email to Guardians such as Bryn to alert them when this happens and enables them to reset the status to emergency ready once it has been checked.

What keeps him motivated? Bryn said: “The possibility of saving a life.”

How to Register your defibrillator on The Circuit

For either a Single Guardian or Multiple Guardian account, first, follow steps 1-3:

1. Preparing to register


Before you register, you will need to have bought your defibrillator and placed it in an accessible location and/or in a cabinet.

We'll ask for details you'll only have if you already own the defibrillator. You'll need to know:

- The location of the defibrillator and its surroundings
- The brand and model of the defibrillator
- When the defibrillator is accessible
- When the pads expire, and if the battery display is ready (i.e., it is displaying a green light, so we know it's emergency-ready).

2. Go to The Circuit

Open your browser and go to www.thecircuit.uk
First you will need to create an account. Click **Sign Up**.



3. Choose an account type

Next, choose an account. There are two options: **Single Guardian** or **Multiple Guardians**.

If you are a person managing one or more defibrillators, choose the **Single Guardian** option (and go to 4a. on p17). If you are an organisation with multiple defibrillators across one or multiple sites where multiple people take care of them, choose **Multiple Guardians** (and go to 5a. on p18)

Select the right account type

Single Guardian

For less than 5 defibrillators

Suitable for small community or volunteer groups, businesses, local councils, sports clubs, venues etc. Includes most public access defibrillators

May be suitable for some larger organisations that carry out all defibrillator management tasks centrally

- ✓ Register as an individual or local group/organisation
- ✓ Straightforward process to add each defib
- ✓ Facility for Support Guardians to help manage your defibrillators
- ✓ Email notifications for key actions & reminders

Create account >

Multiple Guardians

For 5 or more defibrillators

Suitable for larger organisations that have a nominated person to look after the defibrillator at each location

Includes retail & hospitality chains, public sector departments, regional or national charities

- ✓ Register as an organisation
- ✓ Easy to bulk upload multiple defibs using a downloaded template
- ✓ Nominate your organisations Guardians by email
- ✓ Useful dashboard provides easy management of your organisations defibs

Request account >

Not sure which account type to select?
See our [FAQ page](#) for more information.

Register a Single Guardian account

Follow steps 1-3 as outlined and then:

4a. Create a single account

Click **Create account** under the heading **Single Guardian** and fill in the details (email address, password, and name). Next, scroll down and click **Register your defibrillator**. The Circuit will prompt you to Log in.

Enter your email and password details. Next, you will receive a message alerting you to a confirmation email. Check your Junk email or Spam, open the email and click **Activate your account**. If you're using a work email address, contact your internal IT team and ensure the domain **@thecircuit.uk** is whitelisted.

4b. Identify your defibrillator

Next, you'll see a box asking for the all-important postcode. The postcode will help us to identify the local Ambulance Service that your defibrillator falls under. The identity of your regional ambulance service will show on the screen. Click **Continue**.

Next, enter the geographic location of your defibrillator. Add some extra details in the free form box so your device is easy to find.

Enter the specific details of your device (model, serial number) and whether it is emergency ready. Click **Save and Continue**. You can pick the model from a simple drop-down list.

4c. How to access your defibrillator

Now, enter details of how to access your defibrillator. Should you select **restricted**, you'll need to enter more details about how someone can access the defib. For example, you might say "next to the first floor lift." If the defib is not available 24/7 you'll need to fill in details of the times when it is accessible.

Choose **Public** if it's freely accessible 24/7. Click **Register**, and you'll see your Circuit dashboard on-screen. You're all set.

Top tip

For more information on how to look after your defibrillator on The Circuit, read our 'The Guardian's Guide to The Circuit': www.bhf.org.uk/thecircuitguide



Register a Multiple Guardian account

5a. Multiple Guardian account

Under the heading **Multiple Guardians**, click **Request account**. Remember, this account is for an organisation with multiple or large sites. It's for situations where organisations have many defibrillators and usually many guardians.

You'll see a form titled **Organisation account request**. Enter the name of your charity or organisation. There's a space to enter details, such as a registered charity number. Select your sector from the handy drop-down menu. Next, enter the postcode of your location (office) and find the address.

Organisation account request

1

2

Organisation details

Contact details

This form allows you to apply for a main admin account for your organisation.

Please note: There should only be one main admin account created for each organisation. For more info see our [FAQs](#).

Organisation details

Organisation name

Organisation registration ID ⓘ
For example, your company number or charity number

Sector ⓘ

Please select ▼

Top tip

For more information on being an organisation administrator, or an organisation guardian, please see our guides below:

Organisation Administrator Guide:
www.bhf.org.uk/orgadminguide

Organisation Guardian Guide:
www.bhf.org.uk/orgguardianguide



Register a Multiple Guardian account

5b. Enter contact details

Next, enter a name, address, and email address and click **Submit**.

Think about the best email to choose. You may be the named Guardian for now, but someone else will need to take over looking after the defibrillator if you leave. If you have a general account (admin@theoffice.com, for example) that several people can access, it would be best to use this one.

You'll see a message thanking you for your request. You should hear from us within two days, and we will send an email asking for more information. Specifically, the email will ask you how many defibrillators your organisation has and whether you are responsible for them. So, keep an eye on junk inboxes in case it goes there.

Thank you

Your request for an organisation account has been received and should take no longer than 2 working days to be processed.

Once the request has been approved, you will receive an email containing a link to verify your account.

In the meantime, you can start getting your organisation's defibrillator information ready to upload.

Here's some things you will need to hand for the upload:

- The location and surroundings of your organisation's defibrillators
- The email addresses of colleagues/others (on The Circuit we call them guardians) who you may want to invite to look after individual defibrillators
- Ideally you'll also need the information on the brand, model, serial number and accessibility times of your defibrillators

If you have any further questions please contact us on 0300 330 5482.

What to do when a defibrillator has been used

After your defibrillator is used in an emergency, it's easy to return it to an emergency ready status, following these simple steps:

- Wipe the defibrillator and case over thoroughly with an antibacterial cleansing wipe.
- Check for any signs of obvious external damage and that the battery/self-test indicator still shows it's OK as per the manufacturer's instructions. If the battery needs replacing, follow the manufacturer's instructions on how to do this.
- Check whether disposable items, such as electrode pads, razor or a small towel, are missing or appear to have been used. If so, dispose of them safely and replace them with new ones.

Your defibrillator is now ready for use during another emergency and can be returned to where you usually keep it.

Defibrillators registered with The Circuit

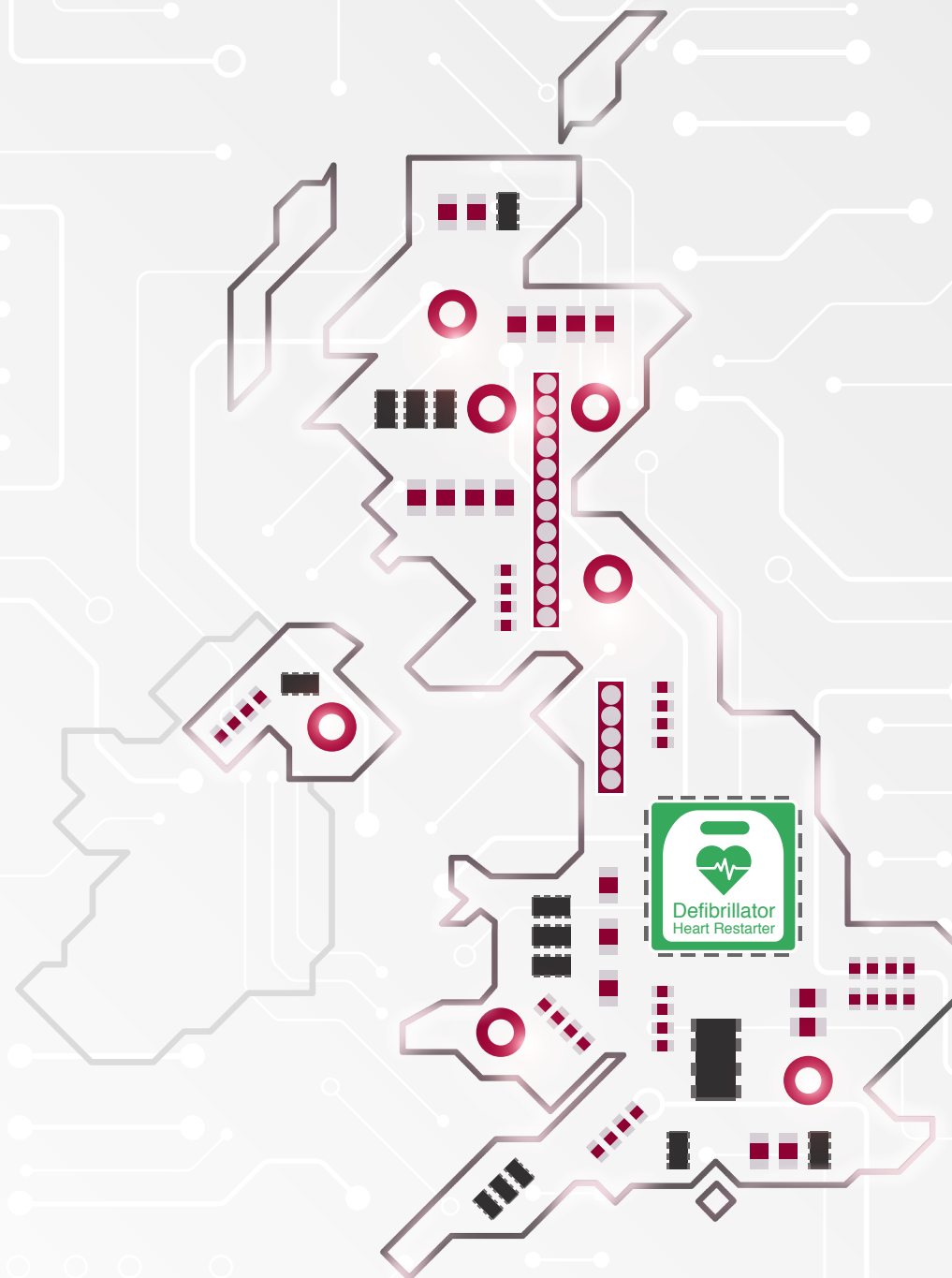
Defibrillators registered with The Circuit will be automatically marked as non-emergency ready when the emergency services sends someone to fetch them. That ensures they won't send anyone to that defibrillator after it's used until you have done the checks.

You will receive an automated email if the ambulance service has sent someone to fetch it during an emergency. The email saves the ambulance service from having to contact you directly and increases the speed at which you will be informed about it. Once you have performed the checks, you'll need to log in to your account and return the defibrillator to emergency ready; it's a simple process.

If you haven't registered your defibrillator on The Circuit already, you can register it here now and for more information, see (p16).

“

You will receive an automated email if the ambulance service has sent someone to fetch it during an emergency



The Circuit, the national defibrillator network was developed by British Heart Foundation (BHF) in partnership with Resuscitation Council UK, St John Ambulance, the Association of Ambulance Chief Executives, NHS England and Safe a life Cymru.

In 2025 Omaze raised funds for BHF that will help to power The Circuit for two years.